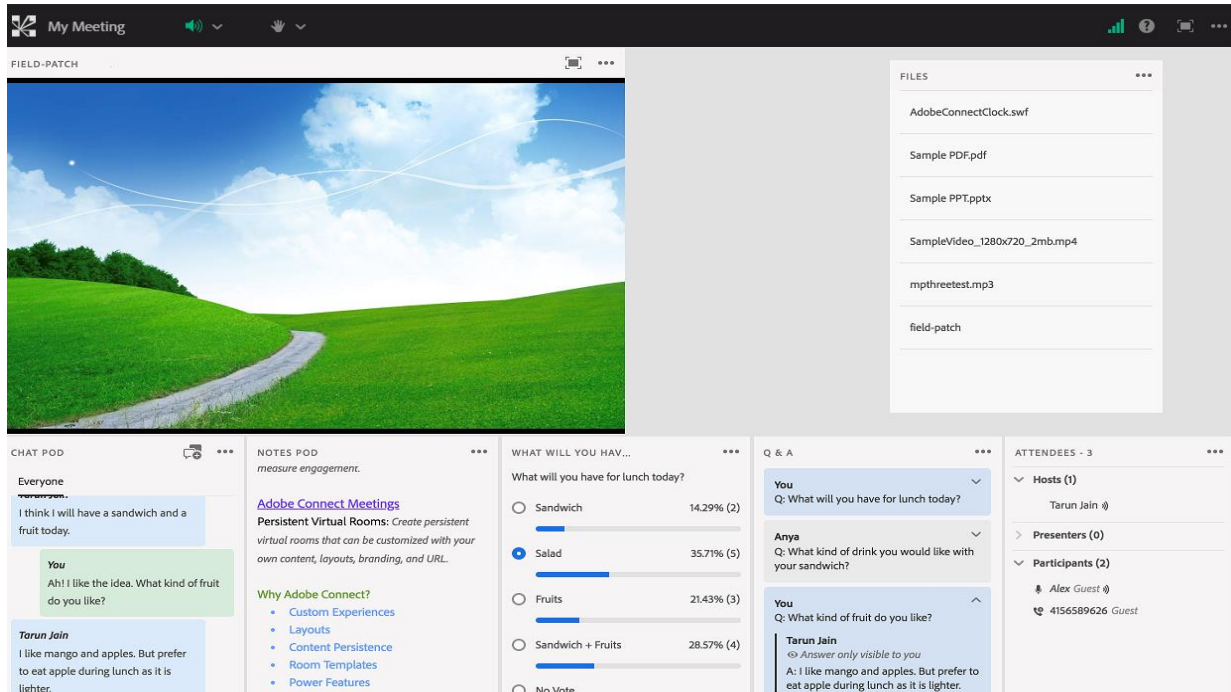


What's New in Adobe Connect 10.6

Adobe Connect now includes an HTML-based meeting client for desktop participants. The new client provides a more responsive and accessible experience for participants who join Adobe Connect meetings.



With the HTML client, participants can seamlessly join a meeting, virtual classroom, or webinar with their web browser. They need not download any additional software. Inside of the HTML client, users can view shared screens, interact with notes, and view shared live video. Users can also participate in polls, chat, and Q&A.

In addition to being able to join via the HTML client, participants can continue to join through the previously supported methods: the Adobe Connect desktop application and the Adobe Connect Flash-based browser client.

The HTML client supports the most commonly used features for attending and participating in meetings, virtual classrooms, or webinars. However, the HTML client in its current form does not contain every capability that the other Adobe Connect meeting clients possess. Enhanced rights for participants is not available for HTML client participants and users who are sharing their screen are required to install and join via the Adobe Connect desktop application.

Room owners can choose whether to enable or disable the HTML client for participants at the room level.

How to 'Turn on HTML client for participants' flag

- At Room: If HTML is turned ON for an account
 - All new rooms will have HTML enabled by default.
- Hosts can also enable HTML client for participants while in a meeting session from the meeting menu option 'Manage Access & Entry'.


HTML Client: Enable HTML client for participants


["Learn more about HTML client capabilities and limitations."](#)

(This setting is applicable only if Administrator has NOT enabled 'force launch session in Adobe Connect application' under Advanced Settings. When this setting is enabled, all user sessions for Adobe Connect will be launched in an HTML Client for participants.)

- Meeting Launch workflow changes (applicable for HTML client-enabled rooms only):
 - Option shown to all browser users joining a meeting to join through browser (with HTML client or with classic Flash client) or Connect desktop application meeting.

Where do you want to open the room?

 **Open in browser**

 **Open in Application**

Remember my choice in this browser

To use Host or Presenter capabilities open in Adobe Connect Application ([Download from here](#)) or [enable Adobe Flash Player](#) and [join with classic view](#).

Don't have the Adobe Connect Application? [Download](#)

New Access Type

- A new access type is now available to Hosts during room creation –“Only registered users and account members may enter the room”. This lets a Host invite all account members to the room.

Access:

- Only registered users may enter the room (guest access is blocked)
- Only registered users and account members may enter the room
- Only registered users and accepted guests may enter the room
- Anyone who has the URL for the meeting can enter the room

HD Video

A new HD (720p) option is now available when setting your video quality in Adobe Connect 10.6.

